

## Specifications

### Description

Adcraft's gear driven commercial planetary mixers are perfect for any small bakery, restaurant, deli and more. Their heavy duty construction and powerful motor will easily handle any type of mixing task needed with ease. Three fixed speeds and its direct drive 100% gear driven transmission allow the mixers to maintain a consistent mixing speed no matter how much product is in the mixing bowl. Comes complete with a stainless steel mixing bowl, wire whisk, dough hook and flat beater attachments. The PM-20 and PM-30 mixers also have a #12 hub for meat grinding attachments. 120V. 5' long power cord with a NEMA 5-15 plug. This unit is ETL Listed and ETL Sanitation and backed by Adcraft's 1 year replace or repair warranty.

### Construction

- Heavy duty construction
- Stainless steel wire safety guard around bowl
- Stainless steel bowl clamps hold mixing bowl securely in place during operation
- Rubber inserts on feet for stability

### Operation

- Powerful motors
- Direct drive 100% gear driven transmission for consistent mixing speed
- Three fixed mixing speeds with easy shift
- Push button On/Off switch
- 60 minute timer on the PM-20 and PM-30 models

### Electrical

- 120V
- 5' power cord with NEMA 5-15 plug
- Single phase electrical rating

### Attachments

- Includes wire whisk, dough hook and flat beater
- Stainless steel mixing bowl
- PM-20 and PM-30 feature a #12 hub for meat grinding attachments

### Certifications/Approvals




## Planetary Mixers

### Models:

- PM-10 - 10 Quart Mixer
- PM-20 - 20 Quart Mixer
- PM-30 - 30 Quart Mixer



PM-20 model shown

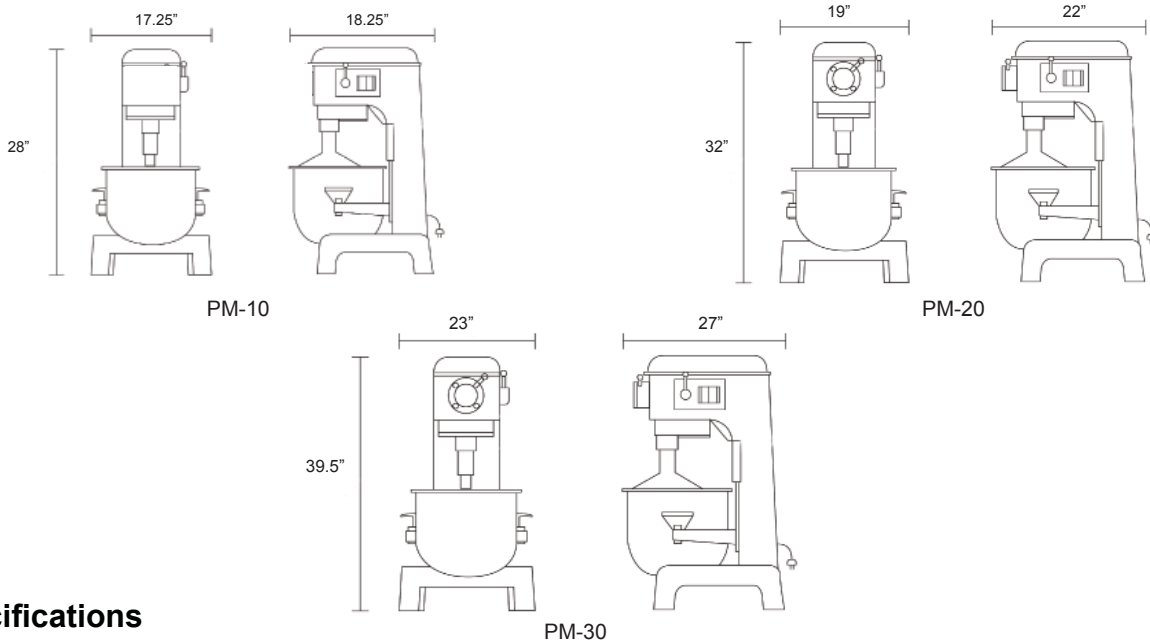


**Warranty:** This product is protected by Admiral Craft Equipment Corporation's 1 year limited warranty. Should your product fail under normal use it will be repaired or replaced up to one year from date of purchase.






## Planetary Mixers - PM-10, PM-20, PM-30

### Plan View



### Specifications

Item Number	Description	Volts	Wattage	Amps	Horsepower	NEMA Plug
PM-10	Planetary Mixer 10 Qt.	120V	600W	5	0.75 HP	5-15P 
PM-20	Planetary Mixer 20 Qt.	120V	1100W	9	1.5 HP	5-15P 
PM-30	Planetary Mixer 30 Qt.	120V	1800W	15	2.4 HP	5-15P 

Item Number	Item Dimensions	Speeds	RPM's	Hub Attachment	Timer
PM-10	17.25"W x 18.25"D x 28"H	Three	113/184/341	N/A	N/A
PM-20	19"W x 22"D x 32"H	Three	108/199/382	#12	0-60 minutes
PM-30	23"W x 27"D x 39.5"H	Three	84/151/270	#12	0-60 minutes

### Shipping Info

Item Number	Box Dimensions	Gross Weight	Net Weight
PM-10	21.25"W x 19"D x 28"H	157 lbs	125 lbs
PM-20	24.75"W x 22.25"D x 34.25"H	250 lbs	205 lbs
PM-30	28"W x 25.25"D x 44.5"H	394 lbs	345 lbs

For more information about this or any of our other products go to [www.admiralcraft.com](http://www.admiralcraft.com). This item is listed on AutoQuotes. For full explanation of warranty coverage on this product please refer to warranty page located in the owner's manual and warranty section at [www.admiralcraft.com](http://www.admiralcraft.com). Specifications subject to change without notice. Please confirm at time of order.